
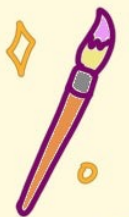



1 + 1 = 2



# Welcome to Hardwick Class

## Nursery and Reception



# The Big People in Hardwick



Mrs Hurton



Mrs Hargreaves






Mrs Tannahill




Mrs Deaville



Mrs Hurton is the class teacher in Hardwick and the teaching assistants are Mrs Hargreaves and Mrs Tannahill. Mrs Deaville is our HLTA and will cover teaching for Mrs Hurton for half a day per week.











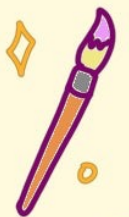


$1 + 1 = 2$



Mrs. Turner is the headteacher. She looks after everyone in the school. She likes to pop into lessons to see what everyone in school is up to. She will meet you at the gate every morning. Sometimes children who work and play well, get to visit her and her treaty bowl. She loves being outside in all weathers!



$1 + 1 = 2$





## Coat Pegs


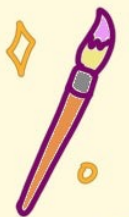


You will have a peg with your name on it in our classroom. You can hang your PE kit and coat here. It is a little squashy so do not bring any big bags to school please.









$1 + 1 = 2$



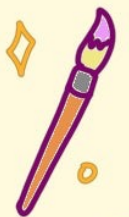



## Where to put my water bottle

We put our water bottles in a trolley and able to get a drink whenever we need one. We try to make sure they stay in the trolley so we don't loose them!





1 + 1 = 2




## Toilet area



Our toilets are right next door to our classroom. We are able to use the toilets freely and can ask an adult for help if we need to. Some nursery children may still be in a nappy. We have a separate changing area to support these needs.

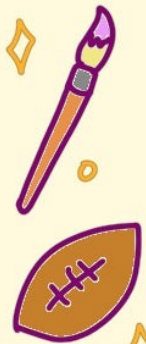






# The Classroom




The classroom has many different places to learn and play. There is always something messy, creative and challenging to have a go at.








$1 + 1 = 2$



# Outside



We open our outdoor play area every day, so we can choose to play indoors or outdoors. There are lots of things to choose from!






# The Big Playground




Reception children will go out on the big playground after lunch times and get to know other children from other classes. Nursery and reception children will also use the big playground for physical exercise where we have the bikes, scooters, space hoppers and other playground equipment for children to use.

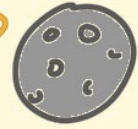




1 + 1 = 2




# The Trim Trail





The trim trail is at the back of the playground. Hardwick class uses the trim trail in warmer months.








1 + 1 = 2




# The Field





We are very lucky to access to a playing field behind the school. Hardwick class use this area for 'Forest Friends' activities.







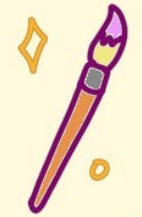
$1 + 1 = 2$




# Lunch times



Reception children go into the hall at lunch times and eat their dinners with the big children. Nursery children stay in the classroom and eat their dinners where it is a little quieter and an adult support them to chop up food or open packed lunch items.








# Autumn Topic (History Focus)



Our first topic will be:



‘What do I know about the past?’



We will be sharing photos and speaking about our families. Looking at how we have changed from baby's to now and ordering photos in order on a timeline.



These are the texts that we will be focusing on in Literacy:



STUDY