A decorative border of colorful, hand-drawn educational icons surrounds the central text. The icons include: a hand holding a pencil with the word 'READ', a blue set square, a cloud with rain, a grey cratered planet, a paintbrush, a brown football, a hand pointing with the letters 'A', 'S', and 'L', a magnifying glass, a red apple, a laptop, a yellow ruler, a basketball, a purple flask, a hand holding a pencil with the word 'STUDY', a sun, a book, a globe, a lightbulb, an atom, a rainbow, a paint palette, a heart, a planet with a ring, a smartphone, a plant, a star, and the equation 1+1=2.

Welcome to Hardwick Class

Nursery and Reception

The Big People in Hardwick



Mrs Hargreaves


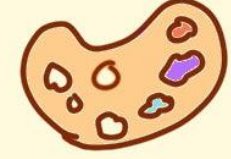
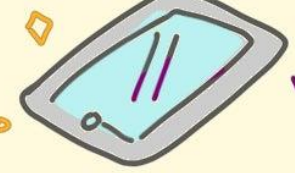


Mrs Hurton




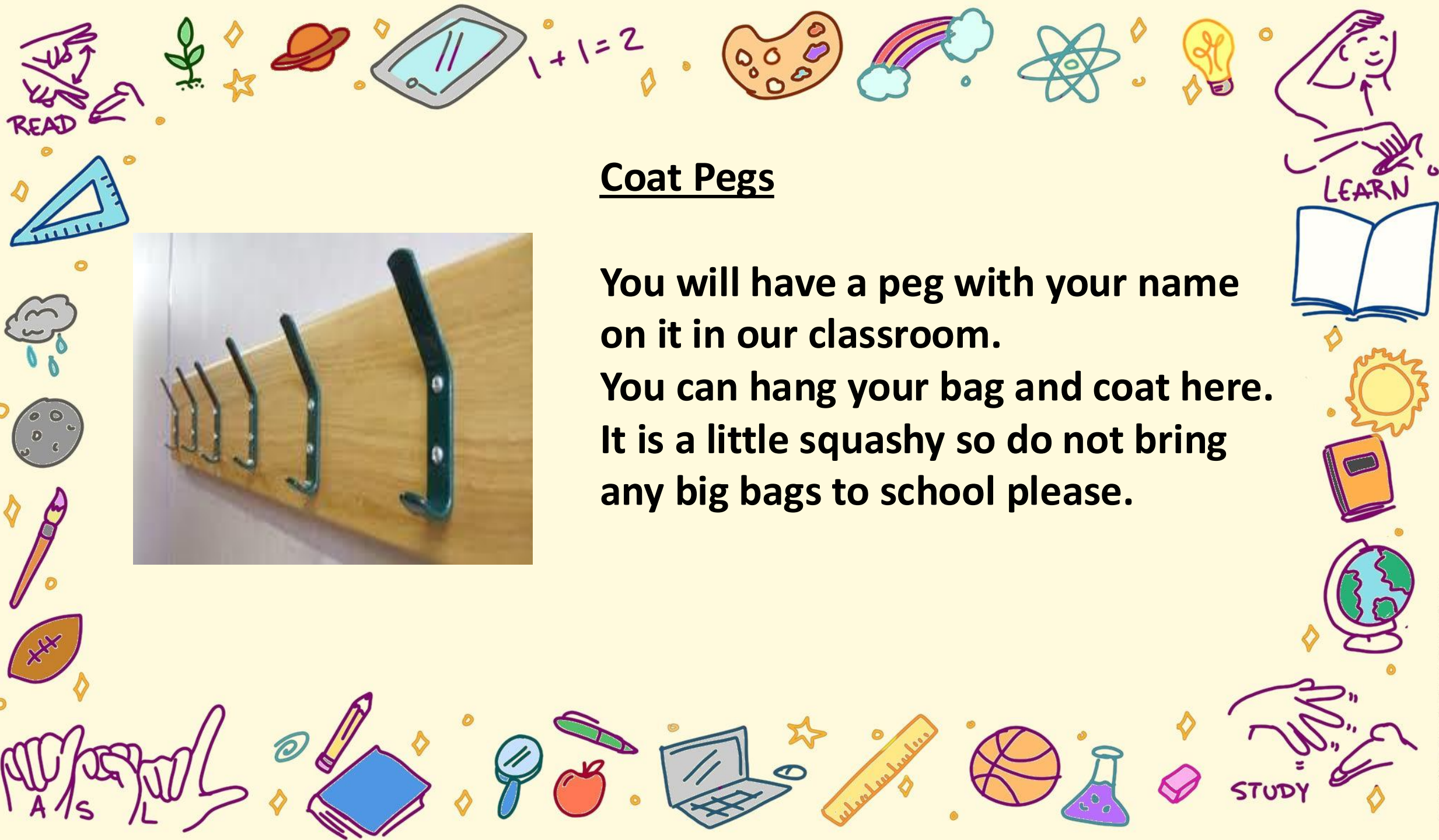
Mrs Tannahill

Mrs Hurton is the class teacher in Hardwick and the teaching assistants are Mrs Hargreaves and Mrs Tannahill.



Mrs. Turner is the headteacher. She looks after everyone in the school. She likes to pop into lessons to see what everyone in school is up to. She will meet you at the gate every morning. Sometimes children who work and play well, get to visit her and her treaty bowl. She loves being outside in all weathers!





Coat Pegs



You will have a peg with your name on it in our classroom.

**You can hang your bag and coat here.
It is a little squashy so do not bring any big bags to school please.**



Where to put my water bottle

We put our water bottles in a trolley and are able to get a drink whenever we need one. We try to make sure they stay in the trolley, so we don't lose them!

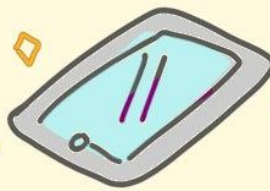





Toilet area



Our toilets are right next door to our classroom. We are able to use the toilets freely and can ask an adult for help if we need to. Some nursery children may still be in a nappy. We have a separate changing area to support these needs.




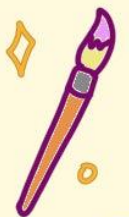
$$1 + 1 = 2$$



The Classroom



**The classroom has many different places to learn and play.
There is always something messy, creative and challenging to
have a go at.**





Outside



We open our outdoor play area every day, so we can choose to play indoors or outdoors, so always bring a coat! There are lots of things to choose...



The Big Playground


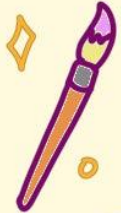
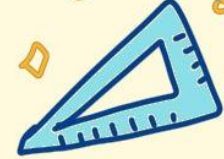
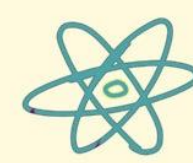
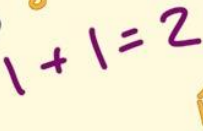
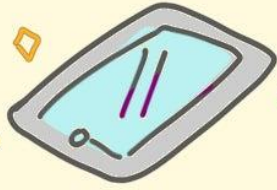



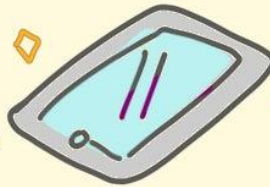
Reception children will go out on the big playground after lunch times and get to know other children from other classes.

The Trim Trail





The trim trail is at the back of the playground. Hardwick class uses the trim trail in warmer months.






$$1 + 1 = 2$$



The Field



**We are very lucky to have access to a playing field behind the school.
Hardwick class use this area for 'Forest Friends' activities.**



Lunch times



Reception children go into the hall at lunch times and eat their dinners with children from other classes. Nursery children stay in the classroom and eat their dinners where it is a little quieter, and an adult can support them to chop up food or open packed lunch items

Autumn Topic (History Focus)

Our first topic will be:

‘What toys did our grandparents play with?’

Looking toys from years ago and comparing them to modern day toys and making worry dolls.

These are the texts that we will be focusing on it Literacy:

